


## minicap sebia flex piercing



Small footprint  
for full features



©2020 sebia - Non-contractual illustration - 03/2018 - Ref.: MFPPB1EN - Shutterstock: ©Borislav Borisov  
Sebia reserves the right to modify at any time and without notice the information contained in this document intended for healthcare professionals.  
This document contains information on products which is targeted to a wide range of audiences and could contain product details or information otherwise not accessible or valid in your country.

Distribuido por:



Tel. +34 854 53 63 74

satcliente@lrdiagnostico.com

www.lrdiagnostico.com

**sebia**


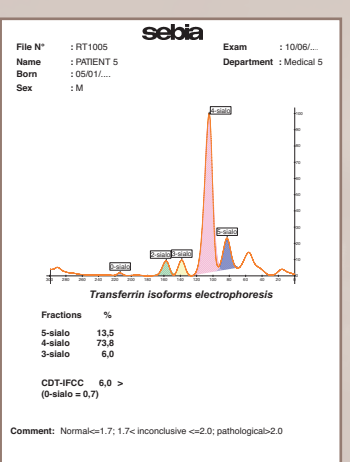
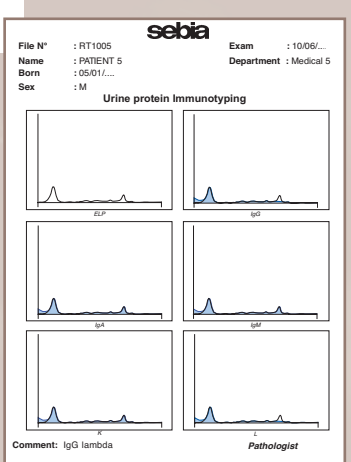
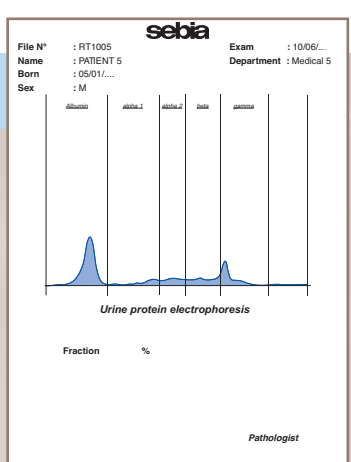
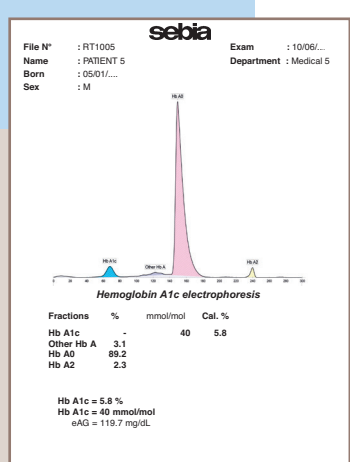
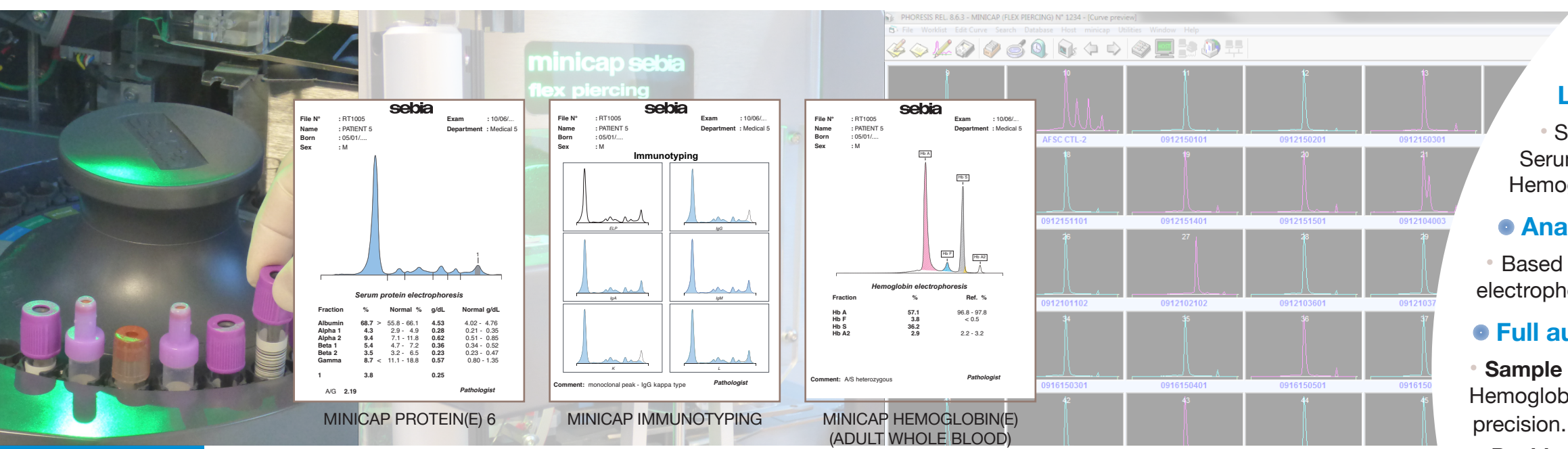
RCS Evry 672 041 902  
Parc technologique Léonard de Vinci  
27 rue Léonard de Vinci  
CP 8010 Lisses - 91008 Evry cedex  
France  
Tel. : +33 1 69 89 80 80  
E-mail : sebia@sebia.com  
www.sebia.com

**sebia**



# minicap sebïa

## flex piercing



- **Main functions of the SQL Client/Server database**
  - Networking of all Sebia instruments
    - within a laboratory
    - between off-site locations
  - Remote validation of the results
  - Unlimited data storage
  - Web access
- **Interpretation software and results validation**
  - Intuitive and user-friendly interface
  - Multicriteria search function
  - Automatic recall of patient's history
  - Automatic triage of the results

## MINICAP Flex Piercing

- **Multi-parameter instrument, Large test menu**

• Serum & Urine Proteins Electrophoresis (SPE & UPE), Serum & Urine Immunotyping, Hb A1c (venous blood) Hemoglobin electrophoresis (adult whole blood), CDT/CDT<sub>IFCC</sub>

- **Analytical performances**

• Based on a solid experience of more than 10,000 capillary electrophoresis systems worldwide

- **Full automation**

• **Sample mixing and cap piercing** capabilities on Hb A1c & Hemoglobin techniques. Analytical superiority and enhanced results precision. Maximizes productivity and improve operator's safety.

- **Positive sample identification:** full traceability from primary tube to final result

- **Throughput**


- 20 tests/h (SPE & UPE)
- 8 tests/h (Hb A1c & Hemoglobin)
- 10 tests/h (CDT & CDT<sub>IFCC</sub>)

- **Specifications**

- Small footprint
- Continuous sample loading

## Technology advancements

Sample mixing



Cap piercing

