

Create a new era of rapid molecular diagnosis

iPonatic

Distribuido por:



Tel. +34 854 53 63 74
satcliente@lrdiagnostico.com
www.lrdiagnostico.com



Product features

Fast	Simple	Easy	Intelligence
Get result within 50 minutes	Pre-packaged test strip Room temperature preservation Opening while using	Easy to use Integration of Extraction and Amplification	Intelligent voice prompt Analyse results automatically

Test Results

Expert Method
Start Amplification
Real-time state
Data
Standard Curve
Return

Test list :

20180505-HBV

Module list :

Channel list :

- FAM
- VIC
- ROX
- CY5

Data Processing

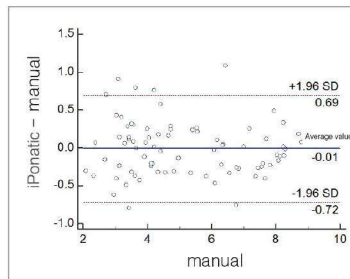
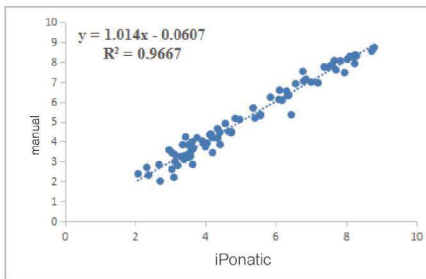
Delete

Amplification curve
Melting curve
Standard curve

Showing icon

Real time fluorescence signal

Data analysis of hundreds of samples shows that linear correlation R2 between iPonatic and manual operation reached 0.9667. At the same time, the systematic bias of the two groups of data is only ±0.01 log10. It means there is good consistency between iPonatic and manual operation.



Applicable Scenarios

Community Healthcare

Custom Quarantine

Medical Center



Ambulance

Accident Scene

Others: such as Family Healthcare,
Infirmary, Drug Addiction Treatment Center
Public Security Department, Athlete Urine Test, etc.



iPonatic

Portable Molecular Workstation

Rapid

*From sample to result
within 30 minutes*

Easy

Integration of extraction and amplification

Simple

*Pre-packed test strip
Room temperature preservation
Open while using*

Intelligent

*Intelligent voice prompt
Analyse result automatically*

Available Solutions

1 *Novel Coronavirus
Nucleic Acid Diagnostic Kit*

4 *Respiratory*
Respiratory Pathogens Multiplex
MP, ADV, BP

2 *Hepatitis*
HBV

5 *Animal Detection*
ASFV, PCV, MHP, PRV, FPV, FHV, FCrV

3 *Maternal and Child Health*
HPV 13+2, HPV6/11, HPV16/18
CT/UU/NG, CT/NG/MG, EB

6 *Personalized medication*
ALDH2&ADH1B, HLA-B27
MATHFR, CYP2C19

SAMPLING HANDLING AND PROCEDURE

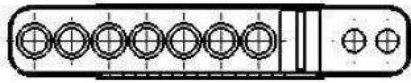


Fig1. Reagent carrier(within iPonatic)

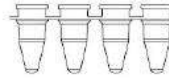


Fig2. 4-Tube Strip

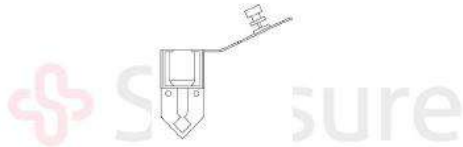


Fig3. 25 ul PCR tube




Fig4. 50 ul Filter tips

Parameters

Ramp Rate Max 8°C (50-100°C)

Cooling Rate Max 2°C (50-100°C)

Heating Technology:

Liquid metal coated ceramic heating/Air bath cooling

Temperature Control:

Independent heating module/
Independent module control

Temperature Accuracy $\pm 0.3^\circ\text{C}$ (50°C~100°C)

Temperature Range $\pm 5^\circ\text{C}$ ~99°C

Sample Volume 25ul/50ul

Optical Unit

Light Source LED (maintenance-free)

Detector High sensitivity photoelectric sensor

Detection Mode Real-time dynamic monitoring
Channels 4

Excitation

Channel 1 Channel 2 Channel 3 Channel 4

470nm 525nm 580nm 635nm

Dyes FAM VIC ROX CY5

Sensitivity 1 copy

LOD <2nM (FAM/VIC/ROX/CY5)

FULL LIST OF CE-IVD CERTIFIED PARAMETERS

Product section	Product name	Sample type	Sensitivity	Result time
Hepatitis series	HBV	Serum / plasma	300IU/ml	≤15min
	HCV	Serum / plasma	-	≤40min
Maternal and child health series	HPV high-risk	Cervical exfoliated cell	1000 copies/ml	≤28min
	HPV13+2	Cervical exfoliated cell	1000 copies/ml	≤25min
	HPV6,11	Cervical exfoliated cell	800 copies/ml	≤25min
	HPV16,18	Cervical exfoliated cell	400 copies/ml	≤18min
	CT/UU/NG	Genital secretion	800 copies/ml	≤20min
	CT/NG/MG	Genital secretion	-	≤25min
	CT	Genital secretion	800 copies/ml	
	UU	Genital secretion	800 copies/ml	
	NG	Genital secretion	800 copies/ml	
	EB	plasma	1000 copies/ml	≤25min
Respiratory tract series	MP	Throat swab / sputum	400 copies/ml	≤18min
	respiratory tract upper 6	Throat swab	There was no significant difference between the detection limit of different pathogens and the original system	≤40min
	respiratory tract down 7	sputum	The detection limit of different pathogens for the original system is 2-4 times LOD	≤40min
	ADV	Pharyngeal swab	800 copies/ml	≤22min
	BP	Pharyngeal swab	800 copies/ml	≤25min
Individualized medication series	ALDH2&ADH1B	Oral swab	-	≤18min
	HLA-B27	Oral swab	-	≤25min
	MATHFR	Oral swab	-	≤20min
	CYP2C19	Oral swab	-	≤20min
Public health	2019-nCoV	Nasopharynx swab	200 copies/ml	≤45min

Distribuido por:



Tel. +34 854 53 63 74

satcliente@lrdiagnostico.com

www.lrdiagnostico.com